





Correct use of Pressure Treated Wood for **DECKS & LANDSCAPING**


The majority of 2" lumber is typically pressure treated to "Above Ground" use. Use only **GROUND CONTACT** pressure treated wood in the applications below.




On Ground Joists



Step Stringers



Retaining Walls



On Ground Walkways

Apply two coats of a brush on endcoat wood preservative containing minimum 2% copper naphthenate, where the trimmed or end-cut portion of the **GROUND CONTACT** treated wood product is used in contact with the ground. Important: Follow the manufacturer's directions for proper application.



Refer to the END TAG on each piece of treated wood to determine the correct use.

GROUND CONTACT	
Brand Name Treating Plant	2x6x10 Preservative Treatment

Projects should be designed and installed in accordance with federal, state, and local building codes and ordinances governing construction in your area and in accordance with the National Design Specifications (NDS) and the Wood Handbook. Koppers® makes no warranties expressed or implied, or as to the fitness for a particular purpose of the project examples shown. Read carefully the Important Information on pressure treated wood before starting construction. For more information call 800-585-5161, or visit